

A wide, vertical grey bar runs down the center of the page, serving as a background for the central text.

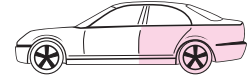
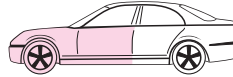
PROTECTION KITS  
*New references 2013*

## NEW ADDITIONS

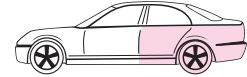
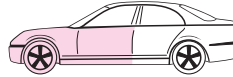
# New Part No/Neue Teile No/ Nouveau No.

◇ : in preparation/in Vorbereitung/en études

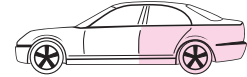
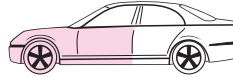
<b>KYB</b>	VEHICLE FAHRZEUG VEHICULE	<b>KYB</b>	VEHICLE FAHRZEUG VEHICULE
<b>PROTECTION KIT</b>			
910067	Peugeot 308/308 SW - F	# 935306	Peugeot 406/406 break - R
910069	Opel Zafira II - F	# 935307	Honda Stream - R
	Vauxhall Zafira II - F	# 935308	Nissan Serena - F
# 910094	Chevrolet Daewoo Kalos/Aveo - R		Nissan Serena Cargo, Vanette Cargo - F
# 910095	Citroën C4 - R	# 935309	Honda CR-V (02 - 06) - R
	Peugeot 307	# 940003	Volkswagen Crafter (4.06 - ) - F
	Peugeot 307 SW		Mercedes Sprinter II - F
	Peugeot 308 - R	# 940004	Suzuki Grand Vitara - F
	Peugeot 308 SW - R		
	Peugeot 308 CC - R		
# 910096 ◇	Citroën Jumper/Relay (244) - F		
	Fiat Ducato (244) - F		
	Peugeot Boxer (244) - F		
# 910097	Ford Focus II - R		
# 910098	Mercedes A-Class (168) - F		
# 910099	Ford Focus C-Max - R		
# 910100	Mazda 323 C (BA), 323 S (BA, BJ) - R		
	Mazda 323 F (BA, BJ) - R		
	Mazda 323 P (BA) - R		
# 910101 ▼	Opel Zafira II - F		
	Vauxhall Zafira II - F		
# 910102	Honda Civic - R		
# 910103	Honda Civic - R		
# 910104	Ford Mondeo III - F		
	Ford Mondeo break III - F		
# 910105	Subaru Forester - F		
# 910106	Mazda 6 (6.02 - 5.03) - F		
# 910107	Mazda 6 (6.03 - 7.07) - F		
# 910108	Opel Agila - F		
	Vauxhall Agila - F		
# 910109	Hyundai Santa Fe (7.00 - 2.06) - R		
# 910110	Toyota RAV 4 - F		
# 910111	Hyundai Coupé - R		
# 910112	Fiat Grande Punto (199) - F		
# 910113	Mercedes Viano - F		
	Mercedes Vito - F		
# 910114	Peugeot 207 - F		
	Peugeot 207 SW- F		
	Peugeot 207 CC- F		
# 910115 ▼	Peugeot 308 - F		
	Peugeot 308 SW - F		
# 935304	Mitsubishi Outlander (2007 - ) - F		
	Mitsubishi Lancer - F		
# 935305 ▼	Ford Transit (91 - 00) - F		



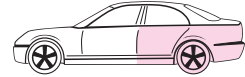
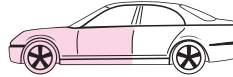
MODEL FAHRZEUG MODELE	YEAR JAHR ANNEE	FRONT/VORNE/AVANT				REAR/HINTEN/ARRIERE			
		PREMIUM Oil	EXCEL-G Twin-tube Gas	GAS-A-JUST Mono-tube Gas		PREMIUM Oil	EXCEL-G Twin-tube Gas	GAS-A-JUST Mono-tube Gas	
<b>Chevrolet - Daewoo (KO)</b>									
Kalos / Aveo									
1.2 i 1.4 i	(KLAS)	9.02-12.10		333418 L 333417 R		443399	343423		
			910010	SM5451		910094	SM5452		
<b>Citroën (F)</b>									
C4									
 1.4i 1.6i, 1.6VTi, 1.6THP 11.04 2.0i 1.6HDi 2.0HDi Exc. Sport sus.,		11.04- 11.04- 11.04- 11.04- 11.04-		333758 L 333757 R			344407		
			910067	MB1901 SM1923 <sup>4)</sup>		910095	SM9903		
4) 11.04- 7.06									
<b>Citroën Commercial (F)</b>									
Jumper / Relay <b>(2WD)</b> , <b>(4WD)</b>									
35 ()  Exc. H/D	(244)	1.02- 6.06	635807				345041		
			910096	MB1905 SM1926 L SM1927 R					
1)  ← OE, (SG-704)									
<b>Fiat (I)</b>									
Grande Punto (199)									
1.2, 1.4, 1.4 Abarth 1.3 JTD, 1.9 JTD Incl. Sport sus.	(199)	10.05-		339713 L 339712 R			343459		
			910112	SM1820		913121	SM9806L SM9805R		
<b>Fiat Commercial (I)</b>									
Ducato <b>(2WD)</b> <b>(4WD)</b>									
  Exc. H/D	(244)	1.02- 6.06	635807 <sup>3)</sup>				345041		
			910096	MB1905 SM1926 L SM1927 R					
3)  → Ø 28 mm → Ø 62 mm									



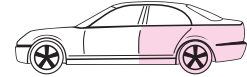
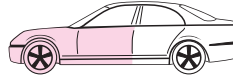
MODEL FAHRZEUG MODELE	YEAR JAHR ANNEE	FRONT/VORNE/AVANT				REAR/HINTEN/ARRIERE			
		PREMIUM Oil	EXCEL-G Twin-tube Gas	GAS-A-JUST Mono-tube Gas		PREMIUM Oil	EXCEL-G Twin-tube Gas	GAS-A-JUST Mono-tube Gas	
<b>Ford (Europe)</b>									
<b>Focus II</b>									
1.4, 1.6 1.6 Ti	11.04- 7.04-		334839 L 334838 R				343413		
		910026	SM5589			910097	SM9203		
1.8, 2.0 1.6 TDCi, 1.8 TDCi, 2.0 TDCi Exc. 2.5 ST	11.04- 11.04-		334841 L 334840 R				343413		
		910026	SM5589			910097	SM9203		
<b>Focus C-MAX</b>									
1.6 i 16V	10.03- 3.07		334839 L 334838 R				343413		
		910026	SM5589			910099	SM9203		
1.6 TDCi, 1.6 TDCi 16V 1.8 TDCi, 2.0 TDCi 16V 1.8, 16V, 2.0	10.03- 3.07 10.03- 3.07 10.03- 3.07		334841 L 334840 R				343413		
		910026	SM5589			910099	SM9203		
<b>Mondeo</b> Exc.									
MONDEO III (B5Y, B4Y) 1.8 16V 1.8 SCi 2.0 16V 2.2 TDCi 2.5 V6 24V 2.0TD 3.0 V6 Exc. Sport sus.	11.00- 6.07		335922				335923		
		910104	SM1211			910016	SM9204		
<b>Mondeo</b>									
MONDEO III (BWY) 1.8 16V, 1.8 SCi, 2.0 16V 2.2 TDCi, 2.5 V6 24V, 2.0TD, 3.0 V6 Exc. Sport sus.	11.00- 6.07		335922				553217 Exc.		
		910104	SM1211			SM9204			
<b>Ford Commercial (Europe)</b>									
<b>Transit</b> = 2.835 m									
100, 115 80, 120	9.91- 7.94 8.91- 7.95	635800	335800			444124		554083	
		935305	SM1208						
80, 120	8.95- 00	635800	335800			444124		554083	
		935305	SM1208						
150 S	9.91- 7.95	635800	335800			444124		554084	
		935305	SM1208						
150 S	8.95- 00	635800	335800			444124		554084	
		935305	SM1208						
<b>Transit</b> = 3.570m									
130	9.91- 7.95	635800	335800			444125		554085	
		935305	SM1208						
130	8.95- 00	635800	335800			444125		554085	
		935305	SM1208						



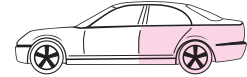
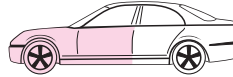
MODEL FAHRZEUG MODELE	YEAR JAHR ANNEE	FRONT/VORNE/AVANT				REAR/HINTEN/ARRIERE			
		PREMIUM Oil	EXCEL-G Twin-tube Gas	GAS-A-JUST Mono-tube Gas		PREMIUM Oil	EXCEL-G Twin-tube Gas	GAS-A-JUST Mono-tube Gas	
<b>Ford Commercial (Europe)</b>									
Transit     = 3.570m									
190 190 EF	9.91- 7.95 8.94- 7.95	635800 935305	335800 SM1208			444124		554083	
190 190 EF	8.95- 00	635800 935305	335800 SM1208			444124		554083	
100L, 150L, 190L	9.91- 7.95	635800 935305	335800 SM1208			444124		554084	
100L, 150L, 190L	8.95- 00	635800 935305	335800 SM1208			444124		554083	
<b>Honda (J)</b>									
Civic									
1.4i 1.6i	(EP1) (EP2)	9.01-	331009 L 331008 R 910018  SM5403			341311 910102  SM5401			
1.7 CTDi	(EP4)	4.02-	331011 L 331010 R 910018  SM5403			341311 910102  SM5401			
2.0 Type-R	(EP3)	01-	331011 L 331010 R 910018  SM5403			341311 910103  SM5401			
1.4 i 1.6 i	(EU5/7) (EU6/8)	4.01-	331009 L 331008 R 910018  SM5403			341311 910102  SM5401			
1.7 CTDi 2.0 i	(EU9) (EV1)	4.02- 9.03-	331011 L 331010 R 910018  SM5403			341311 910102  SM5401			
1.4 i 1.6 i	(ES4) (ES5)	4.01-12.02 4.01-12.02	331009 L 331008 R 910018  SM5403 <sup>1)</sup> SM5402 <sup>2)</sup>			341311 910102  SM5400			
1.4 i	(ES4)	1.03-	331009 L 331008 R 910018  SM5402			341311 910102  SM5400			
1.6 i	(ES5)	1.03-	331011 L 331010 R 910018  SM5402						
1) → 2002      2) 2002 →									



MODEL FAHRZEUG MODELE	YEAR JAHR ANNEE	FRONT/VORNE/AVANT				REAR/HINTEN/ARRIERE			
		PREMIUM Oil	EXCEL-G Twin-tube Gas	GAS-A-JUST Mono-tube Gas		PREMIUM Oil	EXCEL-G Twin-tube Gas	GAS-A-JUST Mono-tube Gas	
<b>Honda (J)</b>									
<b>CR-V </b>									
2.0 i-VTEC	02- 04		331036 L▼ 331035 R▼  331051 L 331050 R				341463		
			SM5403			935309	SM5400		
2.0 i-VTEC	05- 06		331038 L▼ 331037 R▼  331049 L 331048 R				341463		
			SM5403			935309	SM5400		
2.2 i-CDTi	05- 06		331045 L 331044 R				341463		
			SM5403			935309	SM5400		
<b>Stream</b>									
	(RN1, RN3)	01-	331013 L <sup>1)</sup> 331012 R <sup>1)</sup>				341298		
			935307						
1) 331013 L : only for OE P/N : 51606-S7C-G03 51606-S7C-G04					331012 R : only for OE P/N : 51605-S7C-G03 51605-S7C-G04				
$\varnothing 14 \text{ mm}$									
<b>Hyundai (KO)</b>									
<b>Coupé  (  KMJ... , KMJK... )</b>									
	(J2, RD)	96- 01	333206 L 333205 R  322041 L▼ 322040 R▼				333208 L 333207 R  323043 L 323042 R		
Incl.			SM5193			910111	SM5239L SM5240R		
<b>Santa Fe </b>									
		7.00- 2.06	334501 L▼ 334500 R▼  339749 L 339748 R				344314		
			910023  SM5295			910109	SM5296		
<b>Mazda (J)</b>									
<b>323 C, 323 S (Type BA)    (3, 4) (94-98) Exc. </b>									
	(BA)	9.94- 5.98	333179 L 333178 R				333181 L 333180 R		
1.3, 1.5, 1.8, 1.7 TD, 2.0 D			910024  SM5150			910100	SM5405 L SM5406 R		

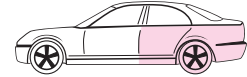
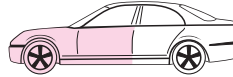


MODEL FAHRZEUG MODELE	YEAR JAHR ANNEE	FRONT/VORNE/AVANT				REAR/HINTEN/ARRIERE			
		PREMIUM Oil	EXCEL-G Twin-tube Gas	GAS-A-JUST Mono-tube Gas		PREMIUM Oil	EXCEL-G Twin-tube Gas	GAS-A-JUST Mono-tube Gas	
<b>Mazda (J)</b>									
<b>323 C, 323 S (Type BA)  (3, 4) (94-98) Exc. </b>									
ABS (BA) 1.3, 1.5, 1.8, 1.7 TD, 2.0 D 151007 →	95- 5.98		333179 L 333178 R			333181 L 333180 R			
		910024	SM5150			910100	SM5405 L SM5406 R		
<b>323 F (Type BA)  (3) (94-98)</b>									
ABS (BA) 1.5, 1.8	9.94- 5.98		333179 L 333178 R			333181 L 333180 R			
		910024	SM5150			910100	SM5405 L SM5406 R		
ABS 1.5, 1.8 → 151007	9.95- 5.98		333179 L 333178 R			333181 L 333180 R			
		910024	SM5150			910100	SM5405 L SM5406 R		
<b>323 P (Type BA)  (3) (98-00)</b>									
1.3, 1.5, 2.0 D Incl.  ABS (BA)	5.98- 00		333179 L 333178 R			333181 L 333180 R			
		910024	SM5150			910100	SM5405 L SM5406 R		
<b>323 S (Type BJ)  (4) (98-03)</b>									
1.3, 1.4, 1.5, 1.8, 1.9, 2.0, 2.0 D, 2.0 TD (BJ) Incl.  ABS	5.98-11.00		333275 L 333274 R			333277 L 333276 R			
		910025	SM5427			910100			
1.3, 1.4, 1.5, 1.6, 1.8, 2.0, 2.0 D, 2.0 TD (BJ) Incl.  ABS  BJ1###400001 →	12.00-10.03		333351 L 333350 R			333277 L 333276 R			
		910025	SM5427			910100			
<b>323 F (Type BJ)  (3) (98-03)</b>									
(BJ) 1.3, 1.4, 1.5, 1.8, 1.9, 2.0, 2.0 D, 2.0 TD Incl.  ABS	98-11.00		333275 L 333274 R			333277 L 333276 R			
		910025	SM5427			910100			
(BJ) 1.3, 1.4, 1.5, 1.6, 1.8, 1.9, 2.0, 2.0 D, 2.0 TD Incl.  ABS  BJ1###400001 →	12.00-10.03		333351 L 333350 R			333277 L 333276 R			
		910025	SM5427			910100			
<b>Mazda 6 </b>									
(GG/GY) Exc.  Self Leveling Heightening Road Clearance	6.02-		341352 L 341351 R			344363			
		910106	SM5428 <sup>1)</sup>						
(GG/GY) Exc.  Self Leveling Heightening Road Clearance	6.03- 7.07					344363			
		910107	SM5428 <sup>1)</sup>						
1) 6.02- 2.04									

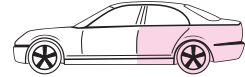
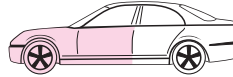


MODEL FAHRZEUG MODELE	YEAR JAHR ANNEE	FRONT/VORNE/AVANT				REAR/HINTEN/ARRIERE			
		PREMIUM Oil	EXCEL-G Twin-tube Gas	GAS-A-JUST Mono-tube Gas		PREMIUM Oil	EXCEL-G Twin-tube Gas	GAS-A-JUST Mono-tube Gas	
<b>Mercedes Benz (D)</b>									
<b>A-Class  (168)</b>									
A 140, A 160, A 190, A 210 A 160 CDI, A 170 CDI Incl.  Sport sus.	(168)	9.97- 6.04		333614				553604	
			910098	SM5500					
<b>Viano (639) </b>									
2.0 CDI, 2.2 CDI 3.0 i, 3.2 i	(639)	9.03- 9.03-		335931				553337 <sup>1)</sup> 553338 <sup>2)</sup>	
			910113						
<b>Mercedes Benz Commercial (D)</b>									
<b>Sprinter II     </b>									
200 Series Heavy Duty	(906)	6.06-		331702				349045	
			940003						
400 Series Incl. Heavy Duty, Exc.	(906)	6.06-		331702				349044	
			940003						
400 Series 	(906)	6.06-		331702				349051	
			940003						
<b>Vito  </b>									
109 CDI 2.2 111 CDI 2.2 115 CDI 2.2 119 122	(639)	9.03-		335931				553337 <sup>1)</sup> 553338 <sup>2)</sup>	
			910113						
<div style="display: flex; justify-content: space-around;"> <div style="text-align: center;"> <p>1) </p> </div> <div style="text-align: center;"> <p>2) </p> </div> </div>									
<b>Mitsubishi (J)</b>									
<b>Lancer  </b>									
	(CY)	6.08- 2.08- 1.08-		339083 R 339082 R				341425	
1.5 1.8 2.0 DI-D			935304						
<b>Outlander </b>									
	(CU2W)	2.07- 2.07- 9.07- 11.06-		339081 L 339080 R				349040	
2.0 Di-D 2.2 Di-D 2.4 i 3.0			935304					SM5091	

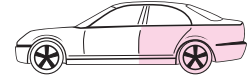
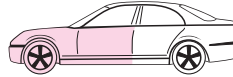




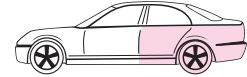
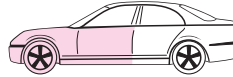
MODEL FAHRZEUG MODELE	YEAR JAHR ANNEE	FRONT/VORNE/AVANT				REAR/HINTEN/ARRIERE			
		PREMIUM Oil	EXCEL-G Twin-tube Gas	GAS-A-JUST Mono-tube Gas		PREMIUM Oil	EXCEL-G Twin-tube Gas	GAS-A-JUST Mono-tube Gas	
<b>Nissan (J)</b>									
<b>Serena</b>									
 1.6 2.0 Diesel  Exc. SGX	(C23) 7.92- 7.92-10.95	634075 L 634074 R 935308	334143 L 334142 R SM5153		443149	343213	553116		
 2.3 Diesel  Exc. SGX	(C23) 11.95-	634075 L 634074 R 935308	334143 L 334142 R SM5153		443149	343213	553116		
 2.0 Diesel SGX Incl.	(C23) 7.92-10.95	634075 L 634074 R 935308	334143 L 334142 R SM5153		444131		554098		
 2.3 Diesel SGX Incl.	(C23) 11.95- 5.96	634075 L 634074 R 935308	334143 L 334142 R SM5153		444131		554098		
 2.0 (  =  ) SLX, SGX Incl.	(C23) 7.92- 5.96	634075 L 634074 R 935308	334143 L 334142 R SM5153		444131 <sup>1)</sup>		554098 <sup>1)</sup>		
 2.0 (  =  ) SE Incl.	(C23) 6.96- 00	634075 L 634074 R 935308	334143 L 334142 R SM5153		444158 <sup>2)</sup>		554111 <sup>2)</sup>		
<p>1), 2) </p> <p>1) 444131, 554098 : W = 32 mm 2) 444158, 554111 : W = 42 mm</p>									
<b>Nissan Commercial (J)</b>									
<b>Serena cargo, Vanette Cargo</b>									
 1.6, 2.0 Diesel	(C 23) 7.92-	634075 L 634074 R 935308	334143 L 334142 R SM5153		443149	343213	553116		
 2.3 Diesel	(C 23) 7.92-	634075 L 634074 R 935308	334143 L 334142 R SM5153		443149	343213	553116		
<b>Opel (D)</b>									
<b>Agila</b>									
 1.0, 1.2, 1.3 CDTI Incl.	(H00) 4.00- 8.07	910108	333307 L 333306 R 			343331			



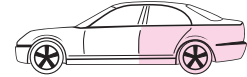
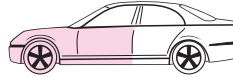
MODEL FAHRZEUG MODELE	YEAR JAHR ANNEE	FRONT/VORNE/AVANT				REAR/HINTEN/ARRIERE			
		PREMIUM Oil	EXCEL-G Twin-tube Gas	GAS-A-JUST Mono-tube Gas		PREMIUM Oil	EXCEL-G Twin-tube Gas	GAS-A-JUST Mono-tube Gas	
<b>Opel (D)</b>									
<b>Zafira II </b>									
1.6 (77kw) 1.8 (103kw) 1.6 (69kw) 1.6 (85kw) 1.9 CDTI (74kw, 88kw, 110kw) 2.0 (147kw) 2.0 (177kw) 2.2 (110kw) Exc. , Self leveling (  ) Exc.  IDS	7.05- 7.05- 1.06- 1.08- 7.05- 7.05- 1.06- 7.05-		339703 L 339702 R						
		910101 ▼ 910069	SM1310						
<b>Peugeot (F)</b>									
<b>207 </b>									
1.4 i 1.4 i 16V Exc. ,	2.06-		339710 L <sup>1)</sup> 339709 R <sup>1)</sup>				349019		
		910114	MB1901 SM1932						
1.4 HDi Orga No. 10934 →11500 Exc. ,	2.06-		339710 L <sup>1)</sup> 339709 R <sup>1)</sup>				349020		
		910114	MB1901 SM1932						
			339708 L <sup>2)</sup> 339707 R <sup>2)</sup>						
		910114	MB1901 SM1932						
1.4 HDi Orga No. 11501 → Exc. ,	2.06-		339710 L <sup>1)</sup> 339709 R <sup>1)</sup>				349020		
		910114	MB1901 SM1932						
1.4 HDi → Orga No. 10933 1.6 HDi (66kw, 80kw) 1.6 16V (80kw) 1.6 16V VTi (88kw) Exc. ,	2.06- 2.06- 2.06- 2.07-		339708 L <sup>2)</sup> 339707 R <sup>2)</sup>				349020		
		910114	MB1901 SM1932						
<b>207 </b>									
1.6 16V 1.6 HDi Exc.	2.07- 2.07-		339708 L <sup>2)</sup> 339707 R <sup>2)</sup>				345076		
		910114	MB1901 SM1932						
1)	2)								



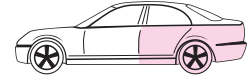
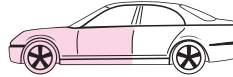
MODEL FAHRZEUG MODELE	YEAR JAHR ANNEE	FRONT/VORNE/AVANT				REAR/HINTEN/ARRIERE			
		PREMIUM Oil	EXCEL-G Twin-tube Gas	GAS-A-JUST Mono-tube Gas		PREMIUM Oil	EXCEL-G Twin-tube Gas	GAS-A-JUST Mono-tube Gas	
<b>Peugeot (F)</b>									
<b>207 SW</b>									
1.4 i 1.4 i 16V Exc.	6.07- 6.07-		339710 L <sup>1)</sup> 339709 R <sup>1)</sup>				345076		
		910114	MB1901 SM1932						
1.6 16V 1.6 HDi (66kw) 1.6 HDi (80kw) Exc.	6.07- 6.07- 6.07-		339708 L <sup>2)</sup> 339707 R <sup>2)</sup>				345076		
		910114	MB1901 SM1932						
<div style="display: flex; justify-content: space-around;"> <div style="text-align: center;"> <p>1)</p> <p>∅ 47 mm</p> </div> <div style="text-align: center;"> <p>2)</p> <p>∅ 51 mm</p> </div> </div>									
<b>307</b> , <b>307 SW</b> , <b>307 CC</b>									
ALL Exc.	4.01-		333739 L▼ 333738 R▼  333758 333757				344407		
		910067	MB1901 SM1923			910095	SM9901		
ALL 	4.01-		338715 L 338714 R				344408		
			MB1901 SM1923			910095	SM9901		
ALL Exc.	4.01-		333758 L 333757 R				344408		
		910067	MB1901 SM1923			910095	SM9901		
ALL 	4.01-		338715 L 338714 R				344408		
			MB1901 SM1923			910095	SM9901		
<b>308</b>									
1.4 VTi 16V 1.6 16V 1.6 HDi 2.0 16V Exc. , THP engines	9.07- 4.08- 9.07- 9.07-		333769 L 333768 R				349066		
		910115▼ 910067				910095			
2.0 HDi Exc.	9.07-		333771 L 333770 R				345065		
		910115▼ 910067				910095			



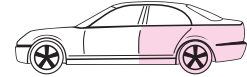
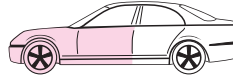
MODEL FAHRZEUG MODELE	YEAR JAHR ANNEE	FRONT/VORNE/AVANT				REAR/HINTEN/ARRIERE			
		PREMIUM Oil	EXCEL-G Twin-tube Gas	GAS-A-JUST Mono-tube Gas		PREMIUM Oil	EXCEL-G Twin-tube Gas	GAS-A-JUST Mono-tube Gas	
<b>Peugeot (F)</b>									
<b>308 SW</b>									
1.4 VTi 16V 1.6 HDi 1.6 16V 1.6 VTi 16V 1.6 THP 16V 2.0 16V Exc.	9.07- 9.07- 4.08- 9.07- 3.08- 9.07-		333769 L 333768 R				344408		
		910115 ▼ 910067				910095			
2.0 HDi Exc.	9.07-		333771 L 333770 R				344408		
		910115 ▼ 910067				910095			
1.6 HDi 2.0 16V 	9.07-		333773 L 333772 R				344408		
						910095			
<b>308 CC</b>									
1.6 VTi 16V (88kw) 1.6 THP 16V (110kw) 1.6 THP 16V (147kw) 1.6 HDi (82kw) 2.0 16V 2.0 HDi Exc.	9.07- 6.09- 10.10- 6.09- 9.07- 4.09-		333773 L 333772 R				344407		
						910095			
<b>406</b> Exc.									
 1.6 1.8 1.8 16V 1.9 D 1.9 TD  →7664 2.0  →7664 2.0 16V  →7664 Exc.	11.95- 5.97- 11.95- 11.95- 1.96- 11.95- 10.96-	633728 L 633727 R	333728 L 333727 R			441102	341229		
		915909	MB1909 SM1915			935306	SM9900		
 1.9 TD  7665 → 2.0  7665 → 2.0 16V  7665 → 2.0 Turbo 2.1 TD 3.0 V6 Exc.	   4.96- 1.96- 10.96-	633728 L 633727 R	333728 L 333727 R			441102	341229		
		915909	MB1909 SM1915			935306	SM9900		
 2.0 HDi, 2.2 HDi Exc.	2.99-	633728 L 633727 R	333728 L 333727 R			441102	341229		
		915909	MB1909 SM1915			935306	SM9900		



MODEL FAHRZEUG MODELE	YEAR JAHR ANNEE	FRONT/VORNE/AVANT				REAR/HINTEN/ARRIERE												
		PREMIUM Oil	EXCEL-G Twin-tube Gas	GAS-A-JUST Mono-tube Gas		PREMIUM Oil	EXCEL-G Twin-tube Gas	GAS-A-JUST Mono-tube Gas										
<b>Peugeot (F)</b>																		
<b>406</b> <b>Exc.</b>																		
 1.8 1.8 16V 1.9 D  →7664 1.9 TD  →7664 2.0 16V  →7664 Exc.	5.97- 10.96- 10.96- 10.96- 10.96-	633728 L 633727 R	333728 L 333727 R			441104	341231											
		915909	MB1909 SM1915			935306	SM9900											
 1.9 D  7665 → 1.9 TD  7665 → 2.0 16V  7665 → 2.0 Turbo 2.1 TD 3.0 V6 Exc.	- - - 10.96- 10.96- 10.96-	633728 L 633727 R	333728 L 333727 R			441104	341231											
		915909	MB1909 SM1915			935306	SM9900											
 2.0 HDI, 2.2 HDI Exc.	2.99-	633728 L 633727 R	333728 L 333727 R			441104	341231											
		915909	MB1909 SM1915			935306	SM9900											
 	10.96-	915909	MB1909 SM1915			441104	341231											
		915909	MB1909 SM1915			935306	SM9900											
<b>Peugeot Commercial (F)</b>																		
<b>Boxer</b>																		
 1800 kg  Exc. H/D	(244)	1.02- 6.06	635807				345041											
			910096	MB1905 SM1926 L SM1927 R														
<b>Subaru (J)</b>																		
<b>Forester</b>																		
2.0 Exc. 2.0 Turbo ,	(SF5)	97- 5.02		334190 L 334189 R  324053 L 324052 R			334192 L <sup>1)</sup> 334191 R <sup>1)</sup>  324055 L 324054 R											
			910105	SM5361			Exc. 910072  SM8101 L SM8102 R											
<p>1)</p> <table border="1"> <tr> <td></td> <td>(A)</td> <td>(B)</td> </tr> <tr> <td>334191/334192</td> <td>402mm</td> <td>Shape N</td> </tr> <tr> <td>OE = Self Leveling</td> <td>408mm</td> <td>Shape F</td> </tr> </table>											(A)	(B)	334191/334192	402mm	Shape N	OE = Self Leveling	408mm	Shape F
	(A)	(B)																
334191/334192	402mm	Shape N																
OE = Self Leveling	408mm	Shape F																



MODEL FAHRZEUG MODELE	YEAR JAHR ANNEE	FRONT/VORNE/AVANT				REAR/HINTEN/ARRIERE			
		PREMIUM Oil	EXCEL-G Twin-tube Gas	GAS-A-JUST Mono-tube Gas		PREMIUM Oil	EXCEL-G Twin-tube Gas	GAS-A-JUST Mono-tube Gas	
<b>Suzuki (J)</b>									
<b>Grand Vitara</b> (JSAF TA/TD/TL ..., 2S2GTA ...)									
1.6 2.0 2.0 TD 2.0 HDI 2.5 Incl. 2.7 V6	(TA0 : SQ416) (TA5, TL5 : SQ420) (TD3 : SQ420) (TD6 : SQ425)	98-	634090 L 634089 R	334196 L 334195 L  324051 L 324050 R			343247	553158  243040	
<b>Toyota (J)</b>									
<b>RAV 4</b> (2WD) (4WD)									
  	(SXA10) (SXA11)	4.94- 1.98 1.98- 4.00		365093 <sup>1)</sup>  334483 L <sup>2)</sup> 334482 R <sup>2)</sup>  375035 <sup>1)</sup>  324039 L <sup>2)</sup> 324038 R <sup>2)</sup>			343272 <sup>4)</sup>	553195 <sup>4)</sup>  243033 <sup>4)</sup>	
	(SXA10)	8.96- 4.00		334483 L <sup>2)</sup> 334482 R <sup>2)</sup>  324039 L <sup>2)</sup> 324038 R <sup>2)</sup>			343313 <sup>5)</sup>  353017 <sup>5)</sup>		
<p>1)  2), 3)  2) L max = 600 3) L max = 545</p> <p>4), 5), 6)  4) L max = 620 5) L max = 595 6) L max = 535</p>									
<b>Vauxhall (GB)</b>									
<b>Agila</b>									
 1.0, 1.2, 1.3 CDTI Incl.	(H00)	4.00- 8.07		333307 L 333306 R			343331		
<b>Zafira II</b>									
1.6 (77kw) 1.8 (103kw) 2.0 (147kw) 2.2 (110kw) 1.9 CDTi (74kw, 88kw, 110kw) 1.6 (69kw) 1.6 (85kw) 2.0 (177kw) Exc.  Self Levelling Exc. IDS		7.05- 7.05- 7.05- 7.05- 7.05- 1.06- 1.08- 1.06-		339703 L 339702 R			349018		






MODEL FAHRZEUG MODELE	YEAR JAHR ANNEE	FRONT/VORNE/AVANT				REAR/HINTEN/ARRIERE			
		PREMIUM Oil	EXCEL-G Twin-tube Gas	GAS-A-JUST Mono-tube Gas		PREMIUM Oil	EXCEL-G Twin-tube Gas	GAS-A-JUST Mono-tube Gas	
<b>Volkswagen Commercial (D)</b>									
Crafter									
30 2.5 TDI (65kw) 30 2.5 TDI (80kw) 30 2.5 TDI (100kw) 30 2.5 TDI (120kw) Exc. Heavy Duty	(2E) 4.06- 4.06- 4.06- 4.06-		331701				343484		
		940003							
30 2.5 TDI (65kw) 30 2.5 TDI (80kw) 30 2.5 TDI (100kw) 30 2.5 TDI (120kw) ⊕ Heavy Duty	(2E) 4.06- 4.06- 4.06- 4.06-		331702				349045		
		940003							
35 2.5 TDI (65kw) 35 2.5 TDI (80kw) 35 2.5 TDI (100kw) 35 2.5 TDI (120kw) Exc. Heavy Duty,	(2E) 4.06- 4.06- 4.06- 4.06-		331701				343484		
		940003							
35 2.5TDI (65kw) 35 2.5TDI (80kw) 35 2.5TDI (100kw) 35 2.5TDI (120kw) ⊕ Heavy Duty, Exc.	(2E) 4.06- 4.06- 4.06- 4.06-		331701				349045		
		940003							
35 2.5TDI (65kw) 35 2.5TDI (80kw) 35 2.5TDI (100kw) 35 2.5TDI (120kw) ⊕	(2E) 4.06- 4.06- 4.06- 4.06-		331701				349050		
		940003							
50 2.5TDI (65kw) 50 2.5TDI (80kw) 50 2.5TDI (100kw) 50 2.5TDI (120kw) Exc.	(2E) 4.06- 4.06- 4.06- 4.06-		331702				349044		
		940003							
50 2.5TDI (80kw) 50 2.5TDI (100kw) 50 2.5TDI (120kw) ⊕	(2E) 4.06- 4.06- 4.06- 4.06-		331702				349051		
		940003							

Protection Kit		NUMERICAL LISTING NUMERISCHE LISTE LISTE NUMÉRIQUE			
KYB	VEHICLE FAHRZEUG VEHICULE	Reference			
		Premium	Excel-G	Gas-A-Just	ULTRA SR
910067	Citroën C4 - F Peugeot 307, 307 SW, 307 CC - F Peugeot 308, 308 SW - F Peugeot 308, 308 SW - F		333758/333757 333758/333757 333769/333768 333771/333770		
910069	Fiat Croma II - F Opel/Vauxhall Zafira II - F		334633/334632 339703/339702		
910094	Chevrolet Daewoo Kalos/Aveo - R	443399	343423		
910095	Citroën C4 - R Peugeot 307 - R Peugeot 307 - R Peugeot 307 SW - R Peugeot 308 - R Peugeot 308 - R Peugeot 308 SW - R Peugeot 308 CC - R		344407 344407 344408 344408 349066 345065 344408 344407		
910096	Citroën Jumper/Relay (244) - F Fiat Ducato (244) - F Peugeot Boxer (244) - F	635807 635807			
910097	Ford Focus II - R		343413		
910098	Mercedes A-Class (168) - F		333614		
910099	Ford Focus C-Max - R		343413		
910100	Mazda 323 C, 323 S (Type BA) - R Mazda 323 F (Type BA) - R Mazda 323 P (Type BA) - R Mazda 323 S (Type BJ) - R Mazda 323 F (Type BJ) - R		333181/333180 333181/333180 333181/333180 333277/333276 333277/333276		
910101 ▼	Opel Zafira II - F		339703/339702		
910102	Honda Civic - R		341311		
910103	Honda Civic - R		341311		
910104	Ford Mondeo III - F Ford Mondeo break III - F		335922 335922		
910105	Subaru Forester - F		334190/334189	324055/324054	
910106	Mazda 6 (6.02 - 5.03) - F		341352/341351		
910107	Mazda 6 (6.03 - 7.07) - F		341352/341351		
910108	Opel Agila - F Vauxhall Agila - F		333307/333306 333307/333306		
910109	Hyundai Santa Fe (7.00 - 2.06) - R		344314		
910110	Toyota RAV 4 - F Toyota RAV 4 - F		365093 334483/334482	375035 324039/324038	
910111	Hyundai Coupé - R		333208/333207	323043/323042	
910112	Fiat Grande Punto (199) - F		339713/339712		
910113	Mercedes Viano - F Mercedes Vito - F		335931 335931		
910114	Peugeot 207 - F Peugeot 207 - F Peugeot 207 CC - F Peugeot 207 SW - F Peugeot 207 SW - F		339710/339709 339708/339707 339708/339707 339710/339709 339708/339707		
910115 ▼	Peugeot 308 - F Peugeot 308 - F Peugeot 308 SW - F Peugeot 308 SW - F		333769/333768 333771/333770 333769/333768 333771/333770		
935304	Mitsubishi Outlander (2007 - ) - F Mitsubishi Lancer - F		339081/339080 339083/339082		
935305 ▼	Ford Transit (91 - 00) - F	635800	335800		
935306	Peugeot 406 - R	441102	341229		
935307	Honda Stream - R		341298		
935308	Nissan Serena - F Nissan Serena Cargo, Vanette Cargo - F	634075/634074 634075/634074	334143/334142 334143/334142		
935309	Honda CR-V (02 - 06) - R		341463		
940003	Volkswagen Crafter (4.06 - ) - F Volkswagen Crafter (4.06 - ) - F Mercedes Sprinter II - F		331701 331702 331702		
940004	Suzuki Grand Vitara - F	634090/634089	334196/334195	324051/324050	





Protection Kit	Contents		
<b>KYB</b>	 Bump	 Cover	 CV and BP
910067	2	2	
910069	2	2	
910094	2	2	
910095	2	2	
910096	2	2	
910097	2	2	
910098	2	2	
910099	2	2	
910100	2	2	
910101▼	2	2	
910102	2	2	
910103	2	2	
910104	2	2	
910105	2	2	
910106	2	2	
910107	2	2	
910108	2	2	
910109	2	2	
910110	2	2	
910111	2	2	
910112	2	2	
910113	2	2	
910114	2	2	
910115▼	2	2	
935304	2		
935305▼	2		
935306	2		
935307	2		
935308	2		
935309			
940003		2	
940004		2	

